

High School Family Q&A

JCM Analytics pooled COVID Testing roll-out



Introduction - NPS

- Welcome
- Intended outcome of tonight's meeting: Understand the weekly COVID-19 testing process for high school students
- Agenda:
 - Background
 - Testing process
 - Student eligibility
 - School-specific information
 - Moderated Q&A
- Guests:
 - Corey Palermo, Ph.D., JCM Analytics
 - Jon Cohen, Ph.D., JCM Analytics
 - Dr. Dori Zaleznik, Infectious Diseases Specialist, Former Newton HHS Commissioner



Goal and Purpose

Pooled covid testing program to identify asymptomatic positive people within our school buildings in an effort to stop the spread of SARS-CoV-2 within our school community.

To Test or Not to Test

Who should test?

Any asymptomatic individual who is in our school building and chooses to participate

Who should NOT test?

Anyone with symptoms

Anyone identified as a close contact or who is required to quarantine

Anyone within 90 days of being diagnosed with COVID-19

Background

- Symptom screening and diagnostic testing are insufficient to identify infectious individuals
- Recent CDC research* shows that a large degree of COVID-19 spread is by infected people without any symptoms
 - 35 percent from people who infect others before they show symptoms
 - 24 percent from people who never develop symptoms
- Regular testing is the only way to identify and isolate individuals who do not realize they are sick before they spread the virus to others
- Surveillance testing is a valuable risk mitigation tool along with mask wearing, regular hand washing, and social distancing

* Johansson, Michael A., et al. "SARS-CoV-2 Transmission From People Without COVID-19 Symptoms." *JAMA network open* 4.1 (2021): e2035057-e2035057.

What is JCM Analytics

- JCM Analytics (JCMA) was formed to help schools safely reopen during the pandemic. Our leadership brings together expertise in software technology, logistics, and management of high-stakes, sensitive data
- We have formed a network of laboratories to offer high-sensitivity, low-cost testing for SARS-CoV-2, the virus that causes COVID-19
- Our approach is distinguished by two features:
 - Maintain sensitivity of individual PCR test when pooling
 - Minimize testing burden and preserve instructional time (*JCMWorks*)
- We support weekly testing programs in more than 100 K-12 schools, early education and childcare centers, and universities.

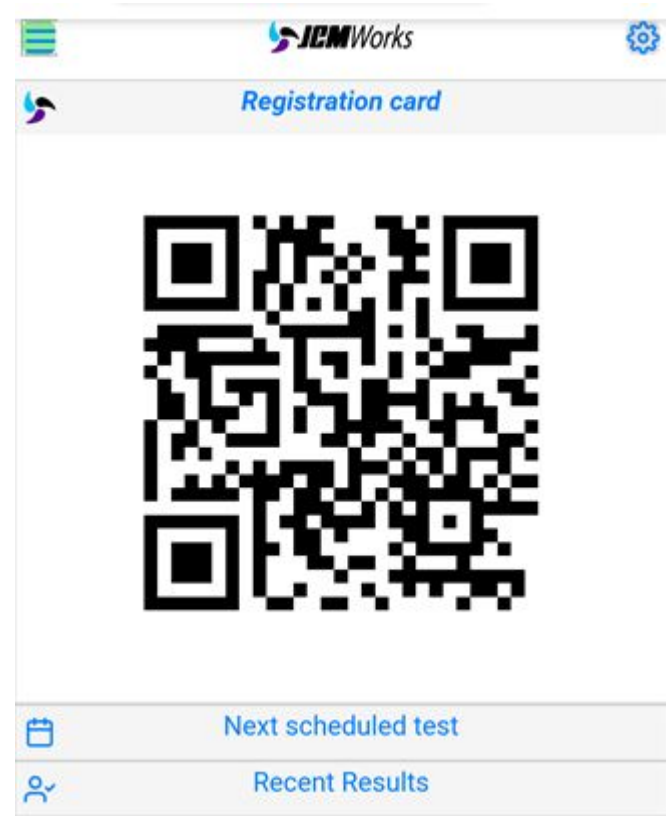


Pooled Testing

- Pooled testing involves processing samples from multiple people in a single batch, or “pool.”
 - If the pooled test is negative, all people in the pool are presumed negative
 - If the pooled test is positive, the lab immediately reflex tests samples individually and reports a diagnostic result for each person
- Pooling preserves testing reagents and resources, reduces the amount of time required to test large numbers of samples, and lowers the overall cost of testing
- We use a variety of strategies to maintain sensitivity when pooling
 - Limit pools to 16 people
 - Sample tube is dry; no liquid in the tube
 - Special processing methods used at the lab

Step 1: Registration

- NPS provides information about testing and collects informed consent for students to participate in testing
- Participating students are registered for testing
 - Student Personal Identifiable Information remains encrypted and HIPAA-compliant in *JCMWorks*
- Each student receives a personal registration card (electronic or printed)



Step 2: Sample Collection

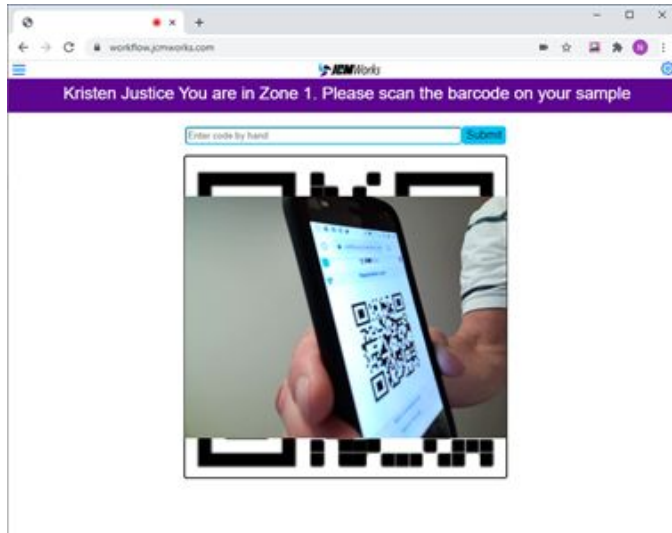
- Fast, painless collection
- Anterior Nares (shallow nasal) samples may be collected at home after reviewing and following the collection instructions
- Students will receive collection kits and instructions (translated versions and videos available)
- Collect samples at home the morning of collection day and bring to school



Step 3: Sample Check-In

Two-scan process at a collection kiosk:

- Student scans registration card or QR code on smartphone
- Kiosk supervisor confirms student identity
- Kiosk supervisor scans sample - 16 per bag (result = double bio bag)
- Process takes 10-15 seconds/student and maintains chain of custody



Step 4: Sample Analysis and Reporting

- NPS ships samples to lab for analysis using pre-paid shipping materials
- Lab uses *JCMWorks* to check in samples (ensures nothing is lost)
- Individual samples pooled and tested
 - If pooled test result is positive, samples immediately tested individually
- Results available to NPS within 24-48 hours of lab receipt
- NPS will notify positive cases
- Lab reports results of individual tests to Massachusetts Virtual Epidemiologic Network (MAVEN)

Timeline for Results and Communication Process

- Samples ship to lab via FedEx same day as collection
- Pool test results within 24-48 hours
- If a pool is positive, reflex testing occurs with same sample for immediate isolation of the positive pool participant
- With the timing of reflex testing, there is less chance of pool quarantine
- NPS reports the positive pool participant to the school nurse, and established notification/tracing process ensues

Steps to Participating

Current HS Student Eligibility

- Hybrid and In-Person Students
- Distance Students participating in Regularly Scheduled In-Person Activities
 - Athletics
 - Theater
 - Clubs
 - Services
- **NO COST TO FAMILIES**

If you are eligible, then...

- Parent/guardian gives consent in Aspen.
 - Paper form/translated form available if necessary.
- Pick up a test-kit (from the testing center).
- When notified by the school, access <https://workflow.jcmworks.com/>
 - Student login: StudentID@newton.k12.ma.us
 - Click “Forgot Password.”
 - Follow directions for creating account and generating QR code.
 - Print QR code or save to phone.
- On the morning of test date:
 - Complete nasal swab at home.
- At assigned time, bring the following to the test center:
 - QR code
 - Completed test kit
 - *Note: the student can only submit their own test. No one can submit for someone else.*

NSHS Specific Information

NSHS Testing Center: Faculty Dining Room

Mondays: B block (Lunch blocks) 10:45am - 12:55pm

- Cohort A
- Cohort C (students who attend on Monday)

Thursdays: B block (Lunch blocks) 10:45am - 12:55pm


- Cohort B
- Cohort C (students who don't attend on Monday)

Thursdays: 3:45pm - 4:30pm

- Distance only student athletes or distance students who regularly participate in activities in the school building (i.e. theater).



See for yourself ...



NNHS Specific Information

Magic in Action ...




Covid-19 Surveillance Pool Testing
Testing Center

Entrance

You Need Your:

QR Code	Completed Test Kit
	





Covid-19 Surveillance Pool Testing
Testing Center

EXIT

Don't forget to take your kit for next week:



NNHS Testing Center - Film Lecture Hall

In the Tiger Drive Lobby

Mondays	Thursdays	Thursdays
B Block (10:45am-12:55pm) including all three lunches	B Block (10:45am-12:55pm) including all three lunches	3:45pm-4:30pm
Students in Cohort A Students in Cohort C who attend in person on Mondays	Students in Cohort B Students in Cohort C who do not attend in person on Mondays	“Distance Only” students who are participating in regularly scheduled in-person activities such as athletics or theater.

Education Center Programs

- On site self-administered testing
- Staff assisted as needed
- Tuesday is Collection Day



*The World
is Filled
with ?*

and we have the answers!